

DSC Familiarisation Guide



This is a quick overview of Dundee Science Centre for you to take a look at before you visit us. Either click the start course button above to begin the guide, or select one of the tabs below to find something specific.

[Dundee Science Centre Guide Welcome](#)

[Map of the centre](#)

[Outside area and entrance](#)

[Ground Floor](#)

[First Floor](#)

[Toilets](#)

[Cafe and Gift shop](#)

[Accessibility](#)

Dundee Science Centre Guide Welcome

Welcome!

This guide has been created by Dundee Science Centre to ensure that all visitors can feel prepared for their visit.



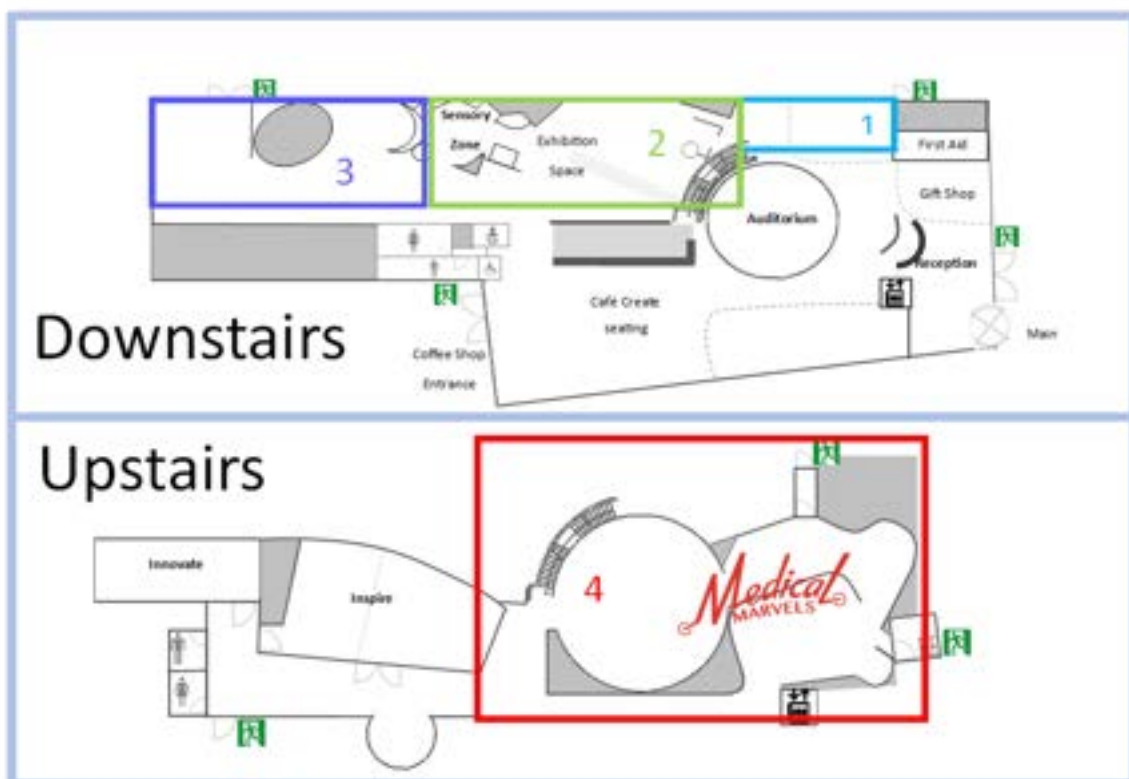
This guide contains an overview of Dundee Science Centre's building layout, facilities, and exhibition areas so that you know what to expect from your day!

We hope this guide will help you feel confident and get you excited for your visit with us!

CONTINUE

Map of the centre

Here is a map of Dundee Science Centre for you to look over. If you scroll down, it highlights some specific areas that might make noise, or have flashing lights.



1– *We are Inventing*

In this area there is an air table that can get a bit noisy when turned on fully

2– *Brilliant Brain and Secret Sight*

There are optical illusions in this area!

Our Batak game is also here which has lights that flash telling you what button to hit

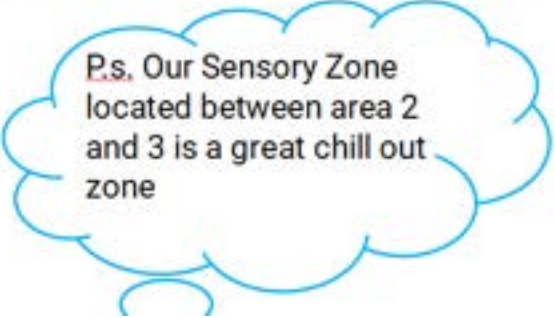
3– *We are Discovering and Exploring*

Our water table is great fun, but the running water can be a bit noisy


4– *Medical Marvels*

Bright screens are in the operating theatre which react to your movements if you stand in front of them

There are pulsing red lights on the ceiling in this zone



P.s. Our Sensory Zone located between area 2 and 3 is a great chill out zone



P.s If you require access to our Changing Places toilet in area 3 please ask a staff member!

CONTINUE

Outside area and entrance

On arrival

There are designated disabled parking spaces in the car parks to the front and rear of the building. As these car parks are owned by Dundee City Council, we are unable to reserve spaces.

The front of the building is pictured below on the left, and the rear/side of the building is on the right. You can click on the pictures to make them bigger if you like!





Getting in the door

Our reception is at the front of the building, which has a level entrance with two doorways. The doors to the right are double doors with disabled access. This doorway is not automatic, and is opened by pressing an access pad located to the right of the doorway.

When you enter

When you enter Dundee Science Centre you will arrive in our brand new Welcoming area. Here you can relax and wait for the rest of your group to arrive, and have a go at spinning the handles on the wall to move the spheres hanging from the roof while you wait.

The new space has been designed to be more welcoming, and even includes lowered desks for ease of use.

Here is our new welcoming area and reception desk.



Reception

We recommend that you book your tickets to visit in advance to ensure that you get a space in one of our session time slots. This can be done on our website.

Carers of disabled visitors are admitted free of charge, one carer per visitor. Just select the carer ticket when booking online.

When you arrive, just give the reception team your booking name, and they will give you all the information you need about your visit.

Step 1 - Choose Visit Date

Select from one of the available dates to visit (green boxes).

< Nov		December					Jan >
Mon	Tue	Wed	Thu	Fri	Sat	Sun	
		1	2	3	4	5	
6	7	8	9	10	11	12	
13	14	15	16	17	18	19	
20	21	22	23	24	25	26	
27	28	29	30	31			

Step 2 - Choose Your Session Time

Step 3 - Choose Your Tickets

Note: See our [Pages](#) for further details.

Ticket Type	Quantity	Subtotal
-------------	----------	----------

CONTINUE

Ground Floor

Ground floor layout

As you will have seen from the map earlier in this guide the ground floor of Dundee Science Centre is split into different zones. Let's have a look at each of them!

We Are Inventing



The first area you will likely come to is the We are Inventing zone. Here you can be a plumber, an engineer, or even an inventor. Some of the items on the wall are magnetic so you can design your own pipe and cog creations, and the big table is usually covered in craft materials for you to get inventing your own flying device. You can then test out your new creation on the round air table. This blows out air upwards like a hairdryer, so can be a bit noisy if fully turned up.

Brilliant Brain and Secret Sight



The next area you will come to is called Brilliant Brain and Secret Sight. Here there are lots of optical illusions for you to figure out, some strange goggles for you to try out, and there is even a giant eyeball! Our Batak machine - the game where you have to quickly hit the buzzers as they light up - also lives in this area.

Sensory Zone



Our Sensory zone was designed alongside our Assisted Needs Advisory Panel to make sure that it was the right balance between calming and stimulating. It features 3 different coloured bubble tubes, a big infinity mirror, and an interactive floor projection game.

We are Discovering



The next area you might visit is We Are Discovering. Here you can have a go at creating your own animation, play in our interactive iSandbox, and learn all about saving the planet from climate change.

We are Exploring



When entering the next zone, We are Exploring, you will first see our brand new water table! Here you can create a dam system and even go fishing. The water tornado can get a bit noisy though, and be careful not to get soaked!



Around the corner, you will see the midnight garden slide, which has shallow steps to allow for easier access to the slide (click the image to make it bigger if you like). You will then be able to test out your architecture and engineering skills in the building site. See if you are can turn the crane around to help you with your building.

[CONTINUE](#)

First Floor

First Floor layout

As you will have seen on the map earlier in this guide, Dundee Science Centre has two floors. The first floor can be accessed via a lift next to reception, or by stairs in the We are Inventing zone.



Medical Marvels

The stairs and the lift both arrive on the first floor in different places. However, this floor goes in a circular exhibition so you won't get lost. This floor is called Medical Marvels and is all about the human body, and medical inventions. Have a look through the pictures below of this exhibition.







Teddy Bear Hospital

The first floor is also home to a Teddy Bear Hospital, where you can try out being a doctor, a nurse, or a surgeon and help to make our poor Teddy Bears feel better!

[CONTINUE](#)

Toilets

Toilets at Dundee Science Centre

Dundee Science Centre has standard visitor toilets located behind Café Create, alongside a disabled toilet and a baby changing toilet. We are also now proud to have a brand new Changing Places toilet, located on the ground floor near the rear of the exhibition. If you require use of the Changing Places toilet and don't have your own radar key with you, then just ask a member of staff and we can show you how to access it. But for now, here are some pictures!

[CONTINUE](#)





CONTINUE

Cafe and Gift shop

Food and Gifts!

There is a Café and a Gift Shop both located within Dundee Science Centre which you are free to visit at any time during your visit time slot.



Café Create

Our new Café Create is located just a few meters from the reception desk and sells a small selection of hot foods like soup and sausage rolls, as well as lovely cakes and traybakes, and of course juice and hot drinks. To ensure that our coffee shop area is an inclusive space we are happy for our visitors with dietary needs to bring their own food/drink, and we have a free bottle and food warming site.

Not just a Café

Café Create is not just a café, it's also a space to chill out in one of our booths (designed to allow buggies or wheelchairs to easily join in), or get inspired by one of our interactive exhibits whilst you eat. Click the arrows to scroll through some photos of Café Create.







Gift Shop

Dundee Science Centre's Gift Shop is located next to the reception desk at the front of the building. The gift shop stocks a variety of items from fun, exhibit linked science kits, to sensory items.



CONTINUE

Accessibility

Our commitment

At Dundee Science Centre we are all committed to making everything we do as accessible to everyone as possible. This can be seen through the changes in the building itself, from the addition of the lowered lighting and privacy booths in the Café, to the lowered desk and double doors at reception.

Our community deserves more than that though, so we have invested in our team and centre in order to create a more welcoming and inclusive environment for everyone.

Sensory Backpacks

We now have new and improved Sensory backpacks available to borrow for the duration of your visit from the reception desk.



Staff training

We are also now proud to say that all of our staff are hidden disabilities trained, and we are a breast feeding friendly centre. On top of that, some of our team have been busy learning British Sign Language.



Ask us anything!

When you visit us, all Dundee Science Centre staff will be wearing a navy uniform like the one in the picture below. We will all also be wearing a name tag and maybe even a picture badge on a lanyard as well. Please feel free to chat to any of us about anything when you are here, as we love getting to know our visitors and being able to help.

You can also contact us through the below channels and we will be happy to answer any of your questions:

Phone - 01382 228800

Email : staff@dundeesciencecentre.org.uk

We hope to see you soon!

